



origin

DOORS AND WINDOWS

The Residential Door Collection

# Introducing the Origin Residential Door Collection...

Unlock your home's potential with our Residential Door, where security and aesthetics are superbly combined

Innovation is at the forefront of everything we do - and the Residential Door is no exception. It's precision driven and expertly engineered - a real thing of beauty.

Manufactured with high grade aluminium in our Buckinghamshire based factory, it's available in a range of striking panels, designs and styles, enabling you to create your desired look with ease... because you can only make a first impression once.

The first clue to your home's character

An entranceway to be proud of

While an external door is an essential part of any home or building - providing security and thermal insulation - Origin believes that it's much more than just an entranceway. It's a statement piece - it's as unique and individual as you, as it offers the first glimpse of your home's style and character.

Completely bespoke, it's tailored to your personal, practical and stylistic requirements. No matter your taste, there's an Origin Door out there for you. So whether it be for a new-build, an existing property, a modern apartment or even a garage, our doors are guaranteed to make an impact and can turn your entranceway into a truly unique focal point.



Panel Option: SE 04  
Door Colour: Anthracite Grey - 7016M  
Frame Colour: Anthracite Grey - 7016M



Here at Origin, our vision is to *transform the way families enjoy their home – from inside to out*

# Bespoke to you, your door, your way...

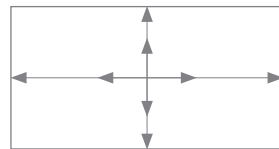
Your home, your doors – with all the little details just as you want them.

We understand that no two homes are the same, which is why our comprehensive range of highly-insulated and ultra-secure doors are available in a variety of styles, colours, accessories and finishes to suit all tastes.

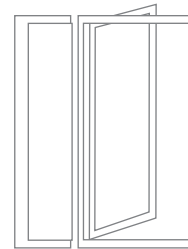
From the sizing and colour scheme, through to the panel style and hardware choices, you're in control.

Working with your chosen Partner, specify your overall size, configuration, panel style and colour, whether you want the doors to open in or out, and your handle style and colour, and if instructed by you, they will direct us to create the architectural dream that is the Origin Residential Door.

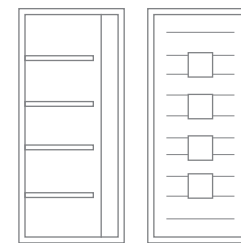
To create your perfect Residential Door, follow the steps below, and then your chosen Partner and Origin will take care of the rest



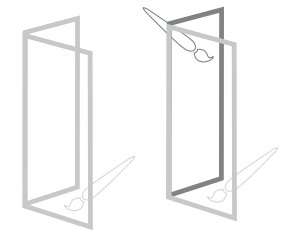
Overall size




Configuration



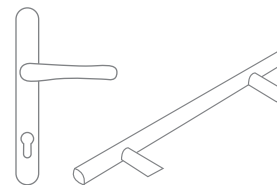
Panel style



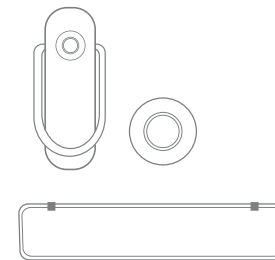
Single or dual colour



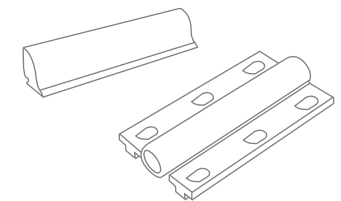
Open in or out



Handle model



Letterbox, knocker  
and spyhole



Accessory finishes



Door System: OB-49 Door with Glazing Bars  
 Door Colour: Jet Black - 9005M

# Panel options...

## Make a statement

External doors can make a huge impact on the kerb-appeal of a home – and with ten innovative and stylish panel choices to choose from, Origin allows you to design a perfect statement door that complements your existing architecture and reflects your individual style.

The panel itself will feature a Thermimax core, and from there, it's finished with aluminium inner and outer layers, so you can be assured of not only a thermally efficient performance, but a secure one too.

Perhaps you want a panel with lots of glass to create a grand entranceway that floods your hallway with natural light, or maybe you'd prefer a more traditional understated look for more privacy? No matter your need or taste, there's a suitable panel that will offer the perfect aesthetic fit.

For example, choose from timeless and classic styles that never go out of fashion. Or, if you're after an ultra-modern feel, our sleek and stylish panels can provide a touch of contemporary sophistication to your exterior.

## Further design opportunities

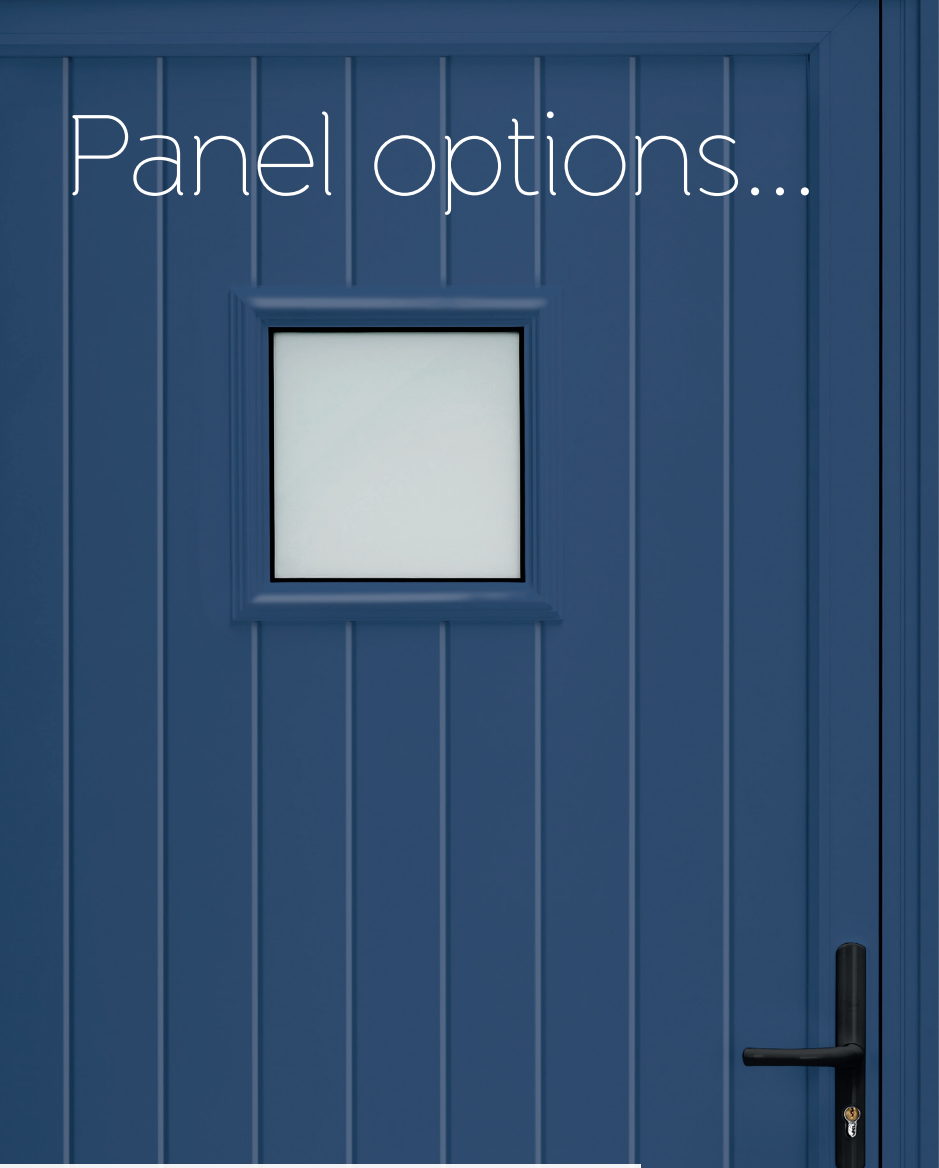
Helping further broaden your design scope, on top of a fully panelled door, you're also able to specify your Origin Door with the following:






Elegantly executed, if the mid-rail is selected, it can be fixed horizontally and is available at either a 50:50 or 60:40 split.

From modern to traditional, there's a panel for every taste

# Panel options...



## Key

-  Letterbox available
-  Knocker available
-  With or without a window option available
-  Spyhole available

Panel Option: TR 02  
 Door Colour: Capri Blue - 5019M  
 Frame Colour: Capri Blue - 5019M

# The Kensington Range...

Containing a mixture of traditional and modern panels, the Kensington Range is available in as little as 1-week when ordered in one of our seven popular colours.\* If you want one of these panels in a colour outside of the popular colour range, then these are available in as little as 6-weeks.

1 WEEK  
LEAD TIME



SE 04



SE 07



TR 02\*\*



CO 01



GE 01



\*Delivery will be made to your chosen Partner and their availability will dictate your installation date.  
 \*\*TR 02 with a window is available on a 1-week lead time when ordered in a popular colour.  
 If selected without a window, it will be available on the same lead time as panels within the Sandringham Range.

# The Sandringham Range...

If you're looking for something slightly different, then the Sandringham Range has a selection of panels that combine a modern design with geometric shapes, which will add true character to any property type. That, coupled with an array of colour choices and accessories, makes for a unique look to your home.



CO 04



SA 02



SA 03




SE 01



CO 05

Panel Option: CO 04  
Door Colour: Strawberry  
Red - 3018M  
Frame Colour: Strawberry  
Red - 3018M



To view the colours that are available on the 1-week lead time, please see page 9\*

# Inspired by colour...

## Set the tone of your home

Whatever your colour preference, with over 150 different RAL shades to choose from, you can be sure to find one that suits your taste – no matter how subtle or flamboyant it may be.

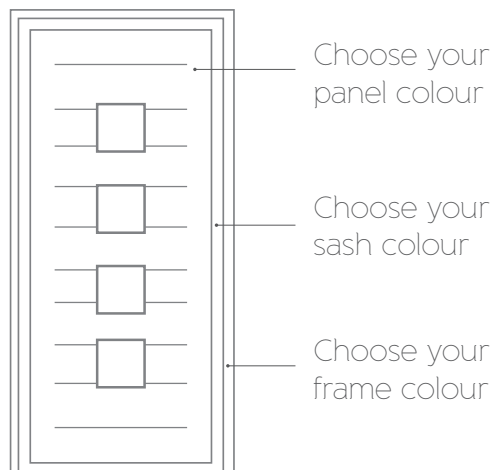
Ranging from bright primary shades through to candy pastels and deeper earthy tones, the extensive colour palette is guaranteed to offer inspiration to homeowners and interior designers alike. Of course, the usual favourites of black, white and all of the popular metallic shades in between are also on offer.

Additionally, different colours can be selected on the frame, sash and the panel, meaning that it's easy to create your own unique look.

A dual colour option is also available, so your chosen exterior colour(s) can complement the building style, while the interior can blend in or contrast with your internal colour scheme.

Don't be afraid to go for a bold hue that makes your entranceway pop. Or, for a more subtle look, a more conservative colour will complement most interiors. Popular combinations include a vibrant red or blue door paired with white frame for a friendly high-contrast aesthetic. Or for a fresh seaside feel, a light and dark blue juxtaposition works wonderfully. And if it's a classic contrast you're seeking, nothing beats a timeless black and white pairing.

Many of our RAL colours also come with the option of a matt, satin or gloss finish, giving you plenty of choice to make a great first impression.




Panel Option: SE 01  
Door Colour: Mint  
Green - 6029M  
Frame Colour: Hipca  
White - 9910G



# Popular colours...

Your personalisation options are virtually limitless with Origin. So much so that you're able to colour coordinate the seals and various gaskets to the frame or panel. To the right demonstrates the most popular colours and to assist with this, we've outlined the seal colours that they often go with.

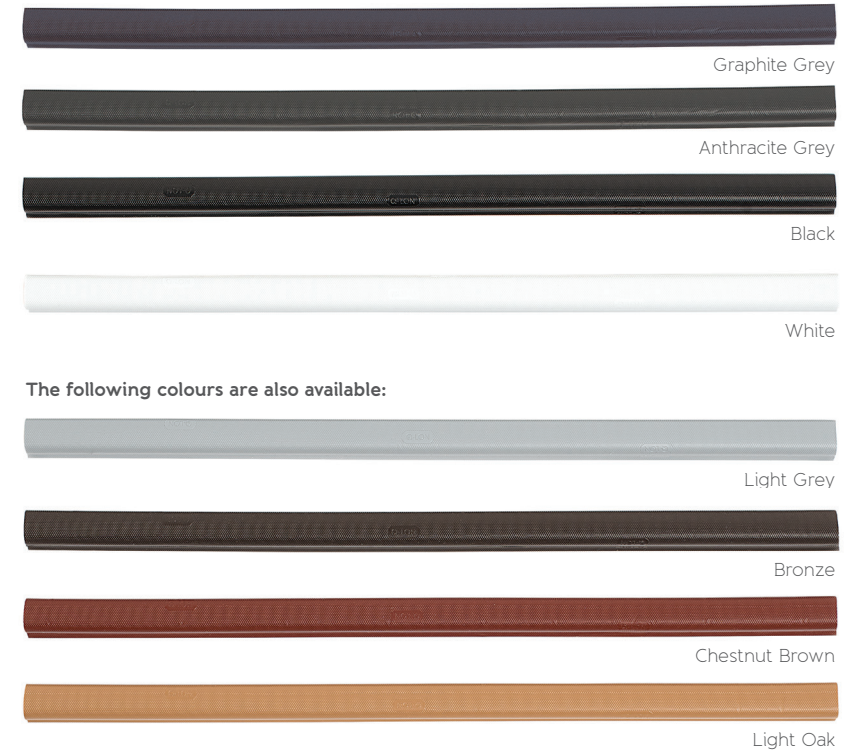
If you select a panel from the Kensington Range in one of these colours, you'll benefit from receiving your doors on a 1-week lead time.\*



## Dual Colour:

9910G (Hipca White) in, 7016M (Anthracite Grey) out

Even the gasket and seal colour is your choice



Door Colour	Recommended seal colour
A. 7015M and 9007M	Graphite Grey
B. 7016M	Anthracite Grey
C. 7021M and 9005M	Black
D. 9910G and 9910M	White

*\*Delivery will be made to your chosen Partner and their availability will dictate your installation date. Colours shown here may not be 100% representative. Visit your local showroom or contact Origin directly for physical samples.*

# Accentuate your architecture...

## It's the little things that count

While functionality and security come as standard with every Origin product, the finer details are never overlooked. In fact, it's the nuances and attention to detail that set us apart. From premium quality handles and door pulls, to unique door-knockers, spyholes and letterboxes – our exclusive suite of hardware components perfectly complement your door, adding interest and accentuating your chosen architectural style.



Panel Option: SE 04  
Door Colour: Anthracite Grey - 7016M  
Frame Colour: Anthracite Grey - 7016M

# Getting a handle on things...

The handles of our Residential Door are the perfect finishing touch to the exquisitely designed system.

Choose from a selection of elegant handle styles that have been designed and manufactured with the same level of care and dedication as every other component.

The handles available to you will be determined by the locking option you go for. This will also affect the

handle positioning, whether it goes on the sash or panel.

In addition to striking the optimum balance between superior strength and sleek design, our handles are exhaustively cycle-tested to ensure they mirror the flawless functionality of the doors themselves and will, therefore, stand the test of time.

## Stainless steel range



Style 253/280



Style 251/280



Style 301/280



Style 303/280



Style 253/270

With the exception of the 253/270 handle which features a long back plate, each model is supplied with a separate escutcheon.

Certain models can be colour coded in any RAL shade.

## Offset lever handle range



White offset lever handle



Chrome offset lever handle



Black offset lever handle



Stainless steel offset lever handle





Panel Option: SE 07  
Door Colour: Anthracite Grey - 7016M  
Frame Colour: Anthracite Grey - 7016M

## Stainless steel bar handle range

---



Bow bar handle  
550mm or 720mm



Straight bar handle  
500mm, 1,200mm or 1,800mm



Offset bar handle  
500mm, 1,200mm or 1,800mm

# Knock knock...

There are a number of stylish accessories that you can add to your Origin Residential Door, including letterboxes, knockers and spyholes, to ensure your practical requirements are met.



We understand the need for practicality, elegance and something that will stand the test of time, and our knocker offers just that. It has a streamlined look, and the spyhole is available as a standalone accessory to ensure the perfect accompaniment to your front door.

## Knocker

---



Stainless steel

## Spyhole

---



Stainless steel

## Cylinder pull

---



Brushed stainless steel

A cylinder pull can also be specified. Its stylish design sits round the barrel and is used to aid with opening or closing the door.

## Letterbox

---



Stainless steel

# Unsurpassed security...

No matter how aesthetically pleasing an external door is, its main function is to provide your home with security, which is why the Origin Residential Door has been designed with heightened security in mind and meets PAS 24 requirements as well as the police backed Secured by Design accreditation.

All of our doors are equipped with a multi-point locking system. There are 2 different locking mechanisms able to be specified, and these are determined by the handle choice.

For doors with a bar handle or cylinder pull, a 5-point automatic locking system with key only access will be supplied. This lock allows the user to simply shut the door and turn the key without the need to lift the handle first. For those who opt for the Aluminium security handle or choose one from our premium stainless steel range, then these will be supplied with our unique 8-point locking mechanism. When selected as a French door, it will come with a finger bolt to lock the slave door in place.

## Industry-leading 8-point locking system

Combining a sophisticated style and elegance with the very latest in high performance, the Origin Residential Door is guaranteed to keep a home safe and secure from intruders. Chamfered 20mm linear bolts offer a smoother operation when engaging the lock, as well as giving maximum compression for increased weather durability.

Add deep throw 25mm security hooks - the deepest engagement available on the market today - and the lock delivers the best in both security and weatherproofing.



*See page 22 for more information on our Secured by Design accreditation.*



## The locking barrel

Here at Origin, we're proud of the steps we have taken to design a front door that is not only stylish, but one that offers an ultra-secure performance in protecting your home and family.

Special attention and innovation has been engineered at every level, with no smaller intricate detail being overlooked.

That's why our Residential Doors come with a 3-Star Diamond British Kite Marked barrel as standard. The barrel is proven to protect against snapping, picking, drilling and bumping, offering a defence that is second to none.

## Additional security features

As standard, our Residential Door comes with specifically designed hinges, which have been engineered to withstand attack to offer little opportunity for even the most determined intruder. Without compromising on aesthetics, these hinges can be colour coordinated in any RAL or are available in a stainless steel finish. All of this, on top of the innately robust and strong aluminium profile and panel composition, makes for an ultra-secure door system.

# Seamless access...

For easy access and protection against the elements, our expertly crafted our Residential Door offers 3 thermally broken threshold options for a minimalistic transition between the inside and out.

Sharing the same great technology as our Bi-fold Door, the weathered and non-weathered threshold options are available, so you can pick the right option for your home depending on how exposed to the elements it will be.

Our cleverly engineered weathered threshold ensures your home is kept watertight and weather protected, no matter what the elements throw at you.

The non-weathered options offer a level floor finish and allow for a seamless transition between the inside and out. They are largely recommended for internal usage, so are an ideal option for flats, doors enclosed in a front porch or doors that aren't fully exposed to the weather.

Alternatively, you can opt for the specifically designed mobility threshold, which stands at just 20mm when the door is open, thus allowing suitable access for wheelchair use.

3 threshold options are available



Mobility threshold



Panel Option: CO 05  
Door Colour: Anthracite Grey - 7016M  
Frame Colour: Anthracite Grey - 7016M

# The strength of high-grade aluminium...

Style and slim sightlines are nothing without strength and security – and our aluminium provides both; bringing benefits you can see as well as those you can't.

As with all things Origin, the aluminium we use is far from average. Comprised of only prime, premium-grade billets, it's exceptionally strong, yet weighs 67% less than steel. And because our aluminium isn't made up of re-melted scraps, it means we have superior control over its formulation, allowing a better overall finish to be achieved.

In terms of the benefits you can't see – aluminium's innate strength makes the doors physically secure, energy efficient and highly durable. It's also resilient to the elements, so the frames won't flex or warp in varying weather conditions. Additionally, another reason for aluminium being Origin's material of choice is because it's infinitely recyclable. Read more about our environmental accreditations on page 25.

As for the benefits you can see – you only need to look and feel an Origin Door to understand. The stunning profile is finished with the highest-grade powder coating available, resulting in a robust yet smooth to the touch surface.

It's the combined quality, strength and dependability that aluminium brings that allows Origin to provide such long guarantees.



*See page 25 for more information on our environmental accreditations.*

Panel Option: SE 04  
Door Colour: 7015M  
Frame Colour: 7015M

# Designed to endure...

Exclusively designed, developed and manufactured by us in our state-of-the-art UK factory, the Origin Residential Door has been engineered to perform and built to last.

Our in-house R & D team works tirelessly to make sure that every component, manufacturing technique and feature (such as security, thermal efficiency and safety) is optimised.

Needless to say, our attention to detail doesn't stop there. At each stage of the manufacturing process, our doors undergo rigorous quality testing to ensure they leave the advanced Origin factory at a consistently unparalleled standard.

It's this continual quest for perfection, combined with uncompromising quality control and precision engineering that makes the quality of our doors very rare – putting Origin at the forefront of design and manufacturing excellence.

So, when you choose an Origin Door, you're guaranteed something special. In fact, we're so sure of our craftsmanship, that we offer an industry-leading guarantee of up to 20-years on parts - giving you ultimate peace of mind.\*



See page 23 for more information on our quality accreditations.

*\*Guarantee based on location of where the doors will be installed. Visit [origin-global.com](http://origin-global.com) for full Terms and Conditions.*





Panel Option: SE 04  
Door Colour: Tomato  
Red - 3018M  
Frame Colour: Tomato  
Red - 3018M

## Thermal efficiency...

Combining style with thermal performance, the Residential Door has been expertly engineered to optimise energy efficiency, security and aesthetic appeal.

Whether you choose a solid panel or opt for a part glazed door, you can be assured of thermal efficiency and comfort in your home all year round for reduced energy bills.

The Residential Door frame and sash features an advanced polyamide break to limit heat transfer from the interior to the exterior, and the panel is composed of inner and outer layers of aluminium with an ultra-insulating Thermimax core.

Additionally, the Residential Door makes use of some of the most sophisticated weathertight seals to keep the elements out, come rain or shine.

It's elegance without compromise.

## Safety first...

Few things are more important than safety in your home, which is why the Residential Door has been designed with this in mind without compromising on kerb-appeal. The doors boast finger safe gaskets, as well as sophisticated threshold options, which minimise boundaries, so are ideal for wheelchair use.

Optional safety add-ons are also available, such as our knockers with and without spyholes, or alternatively, standalone spyholes are available. And because of the stringent quality control Origin has over all elements, including component performance tests, training regimes and quality control at each stage of the manufacturing process, it means that stress, worry and concern are a thing of the past.

## Low maintenance...

An inspiration in both design and function, the Residential Door utilises high-quality materials to offer architectural flexibility, unsurpassed craftsmanship and extreme durability.

Unlike timber or uPVC, aluminium is resilient to the elements, so our frames are resilient to flexing or warping, meaning that their alignment will remain unaffected over their lifetime.

Its impeccable powder coated finish doesn't absorb water or attract contaminants, so removes the need for periodic painting and maintenance.\* Its superior finish ensures it keeps its pristine looks for years to come.

*\*More routine maintenance will be required in certain areas. Visit [origin-global.com](http://origin-global.com) for full Terms and Conditions.*

# With Origin, the only limit is your imagination...

The advanced manufacturing techniques that Origin employs allow the Residential Door to be tailor-made in different sizes, designs and colours. From single doors through to grand entrance ways, we've got it covered.

Sharing a similar style profile to our bi-fold door and window system, the Residential Door ensures a whole house harmonious style.



Front door

Available as a single or a French door, Origin's panel choices are guaranteed to give your home's entranceway an injection of character. Whether it be bold, subtle, traditional or modern, the choice is yours.



Garage door

For the ultimate front of house unity, the Residential Door can also be used as a garage door. When selected as a garage door, it can be specified with no threshold.

Panel Option: CO 05  
Door Colour: Anthracite Grey - 7016M  
Frame Colour: Anthracite Grey - 7016M

# Configurations...

Whether you go for a single door or a timeless French Door, matching decorative panels can also be added as sidelights, or Origin Windows can be incorporated to the side or top, allowing us to provide a solution that can fit into an aperture of any size.

Not only will adding Origin Windows let in an abundance of light, but they also offer a completely cohesive look for a visually stunning effect.

Doors can also be manufactured to open in or out, ensuring they meet your spatial as well as stylistic requirements.



Panel Option: SE 04  
Door Colour: Anthracite Grey - 7016M  
Frame Colour: Anthracite Grey - 7016M

# Our accreditations...

At Origin, we pride ourselves on providing best quality products backed by best levels of service and efficiency. Put simply, our aim is to continuously learn, evolve and improve.

We are well known for having rigorously high standards in everything that we do. We're also known for innovation, but we never want to settle: if there's a way that we could do something better, we will find it.

This ethos has been instilled throughout Origin. Whether it's a process, product offering or even the company's sustainability, we have created a culture that encourages continuous improvement.

To demonstrate our commitment and as a way of measuring our performance, we work towards gaining certain prestigious accreditations. Our achievements show a strong moral and ethical intent in how we operate and how we try to do things the best way, not because we are told to do so, but because we think it is the right thing to do.

Here are some of the ways in which we continuously aspire and strive to be better.

## ISO 9001 – Quality Management

ISO 9001 is an international standard that assesses a company's quality management system. Having first achieved it in 2013, the fact that we are still certified means that we have a track record of consistently providing products and services that meet both customer and regulatory requirements.

It's something that we take very seriously and its influence is integrated into every process. Key areas of this include:

Product quality – to ensure a product's overall manufacture is flawless, we have checks in place to guarantee you the best quality.

A few examples are:

- Supply chain – an inspection at the point of delivery and before going into manufacturing. If anything is spotted, it's documented and raised with the supplier.
- Production – there are quality checks at every station, not only to look over the previous person's work, but to review the quality of the overall build.
- Equipment – a robust maintenance schedule for machinery and equipment ensures consistency.
- Pre-delivery – before products are packaged and loaded ready for delivery, there's another thorough check to ensure nothing's happened whilst being moved from station to station.

Feedback – as part of our mission to always innovate, whether it's from internal or external stakeholders, feedback is imperative. We are very proactive at bringing this type of information back into the business and learning, as it gives us an opportunity to improve.

Training and development for our employees – meaning we're better at understanding the good, the bad, and what we can do better.



FS 584084

## ISO 45001 – Health and Safety Management

Whether it's through improving homes with our products, or in our workplace, people are at the heart of everything that we do at Origin, so we are very proud to have achieved a triple badge accreditation when we received our latest accolade – ISO 45001.

ISO 45001 recognises our commitment to employee safety and reduction in workplace risks to create a better, safer working condition.

We have spent time reviewing all the activities that go on within the offices, manufacturing centres and warehouses, and have created a full risk log which will link up to our current risk assessments. These are fed back so they can be actioned to be rectified or developed into an improved method of operating.

We actively encourage our teams across the business to report any observations that they have so that we can continue to improve and ensure that safety at Origin is at the best standard possible, for everyone.

This means that you can buy from our range safe in the knowledge that we are minimising risks as much as we can for optimum safety.



OHS 711491

## ISO 14001 – Environmental Management

Now more than ever, we need to be aware of the impact our operations may have on our environment; the legal obligations we must adhere to, and ensuring we are doing things the right way.

The internationally renowned ISO 14001 accreditation measures the environmental management system that we have in place. It's a subject that's very close to our hearts, which is why working towards this standard was an easy decision.

We care about the resources we use for our products – where they come from and where they end up. To add to this, we aim to be zero waste to landfill and have already put into place many positive changes to make this happen. We want our customers to buy from us with a clear conscience and feel that ISO 14001 can prove that Origin is taking responsibility, acting ethically, legally and exercising best practice in all that we do.

Our environmental management system covers:

- Waste management and energy targets – to reduce our consumption and impact on the environment. Helpful hints, tips and reminders are prompted to all staff regularly, so that they to their work practices can have a big impact.
- Product design and lifecycle – recyclability and sustainability are a design priority for us.
- Supply chain – choosing suppliers that are aligned with our ethos and vision. This is applicable not only when bringing on new suppliers, but also working with existing ones to better their carbon footprint – whether that's minimising packaging, reusing or even our drivers picking up the materials on their routes, rather than a supplier sending their own fleet, we are constantly reviewing how we can improve.



EMS 745310

# BES 6001 – Responsible Sourcing in Construction

Also known as the BRE Environmental and Sustainability Standard, it is a framework that assesses the responsible sourcing construction products. Developed by the Building Research Establishment (BRE), it provides a robust methodology for evaluating the sustainability credentials of manufacturing materials and products.

BES 6001 focuses on three main pillars: social, environmental, and economic sustainability. It sets criteria for responsible sourcing practices, including the responsible sourcing of raw materials, ethical supply chain management, and environmental impact reduction throughout the product's lifecycle.

By achieving BES 6001 certification, we can demonstrate our commitment to sustainable practices and provide reassurance to customers and stakeholders. This standard encourages transparency, drives continuous improvement which is at the core our practices, and helps create more sustainable buildings and construction infrastructure.

Overall, BES 6001 plays a significant role for Origin in promoting sustainable development within the business by setting clear guidelines for responsible sourcing and encouraging the adoption of environmentally friendly practices.



BES 774575



Door System: OB-72 Single Glazed Door  
Door Colour: Anthracite Grey - 7016M

## Qualicoat

Qualicoat is a globally recognised accreditation for powdercoating. It certifies that our dedicated state-of-the-art facility meets and exceeds required levels, highlighting that our operations are ethical, and that we have a proven track record of delivering products that are of a consistently high standard.

Qualicoat covers key aspects such as corrosion and scratch resistance, coastal environment durability, and temperature tolerance. This ensures that the finish on our products is not only visually appealing, but is robust to handle the challenges of everyday use.

Our commitment to quality and innovation is reflected in our:

- Performance standards - providing lasting protection against weather, corrosion, and wear
- Finishing excellence - ensuring colour consistency, paint retention, and longevity

Qualicoat is more than a standard – it's a promise that the finish on every product we deliver meets the highest level of quality.



## Secured by Design

Secured by Design (SBD) is a national, police-backed standard, associated with security and levels of performance for weather, operation and quality on domestic properties. The flagship UK police initiative was originally introduced to help 'design out' crime through the use of high-quality, innovative products and market-leading processes.

It recognises that our doors and windows have not only been tested to the required security standards, but that they also adhere to the rigorous test standards required by the police.

This independent certification involves initial testing of the products and regular re-tests, as well as inspections of our manufacturing and production facilities, to ensure the correct processes are maintained constantly over time, providing more secure and reliable products.

In order to be able to apply, we first needed to achieve:

1. PAS 24 (Enhanced Security)
2. BS EN 6375 Part 1 (Weathertightness)
3. BS EN 6375 Part 2 (Operational and Strength Characteristics)
4. BS EN 6375 Part 3 (Basic Security)
5. ISO 9001 (Quality Management)

We're proud to say that our products passed every one and SBD, so you can feel secure by choosing Origin.



Rest assured...  
with Origin, all  
of our products  
are exclusively:

- designed
- engineered
- manufactured
- delivered
- guaranteed
- supported

**...in the UK, by us**



This is where Origin is different, as we keep full control of the product from start to finish



## Practical information...

### The Manufacturer

In the fenestration industry, the brand of the product is rarely the company that manufactures it. A major consequence of this method means that quality can vary drastically between one manufacturer and another, and there is therefore no guarantee that the doors produced are to the parent company's specification and quality standards.

## The next step...

Once you're set on turning your house into an Origin Home through the installation of award-winning doors and windows, visit [origin-global.com](http://origin-global.com) to find your local Origin Partner and details of their showroom.

Whilst our nationwide network of Partners are independent companies from Origin, they have been offered training to ensure you receive the greatest quality product that's backed with a reliable and helpful service.

If instructed to by you, your Origin Partner or third party installer will be undertaking your installation, so they are best placed to discuss your building project and costs with.



Panel Option: SE 01  
Door Colour: Anthracite Grey - 7016M  
Frame Colour: Anthracite Grey - 7016M



Origin is the UK's leading manufacturer of aluminium architectural solutions.

Now award-winning and operating internationally, Origin began in 2002 as a family company dedicated to the design, creation and manufacture of the UK's best quality doors, backed by uncompromising levels of service.

Cousins, Neil Ginger and Victoria Brocklesby, have since worked relentlessly to perfect the design and functionality of bi-folding doors, and to create and maintain the highly respected reputation for quality and service that they have today, while expanding the range to include Internal Doors, Residential Doors, Sliding Doors and Windows.

As the business has continued to grow and diversify, the foundations of family ethos, pride and ownership in all stages of production firmly remain.

Origin Global HQ, Stuart House,  
Castle Estate, Coronation Road,  
Cressex Business Park,  
High Wycombe,  
Buckinghamshire,  
HP12 3TA

t 0808 168 5816  
e enquiry@origin-global.com  
w www.origin-global.com

Origin USA, Inc.  
573 Paul Morris Drive,  
Englewood,  
Florida,  
34223  
USA

t +1-941-484-4861  
e info@originbifolds.com  
w www.originbifolds.com

Origin Middle East and Africa,  
Oryx Door Systems LLC,  
28 29th Street,  
Al Quoz Industrial Area 4,  
Dubai, United Arab Emirates  
PO Box 282696

t +971-4-341-9447  
e info@originuae.com  
w www.originuae.com



THE QUEEN'S AWARDS  
FOR ENTERPRISE:  
INTERNATIONAL TRADE  
2020